


Ultra V Pro mini

HALF-CELL N-Type TOPCon
Glass-Glass Full Black BIFACIAL MODULE
TYPE: STPXXXS - C54/Nshtb+

420-440W **22.5%**
POWER OUTPUT MAX EFFICIENCY



Aesthetic appearance design

Elegant design in all-black appearance, harmonious integration with the components of the building to provide an intense aesthetic experience



Lightweight double glass

Lightweight double glass structure which effectively reduces the rate of module breakage. The ideal module size and weight make handling and installation easier



Withstand harsh environments

Reliable quality that makes module resistant even to high temperatures, salt water and ammonia



Extended wind and snow load tests

Module certified to withstand extreme wind (3800 Pascal) and snow loads (6000 Pascal)*

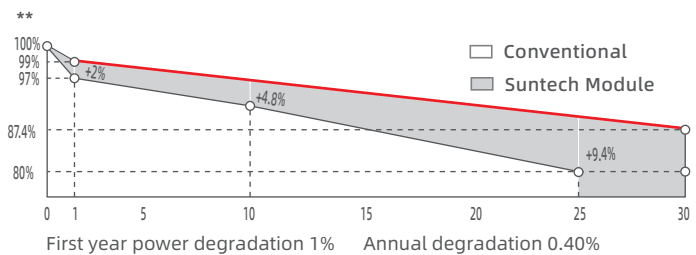


ISO 14001 Environment Management System
ISO 45001 Occupational Health and Safety
ISO 9001 Quality Management System
SA 8000 Social Responsibility Standards
IEC TS 62941 Guideline for Module Design

IEC 61701 Salt-mist certification
IEC 62716 ammonia certification
IEC 60068-2-68 Dust and Sand
IEC 61730-2 (UL790) fire class C



30 years of linear warranty
25 years of product warranty



* Please refer to Suntech Standard Module Installation Manual for details.

** Please refer to Suntech Limited Warranty for details.

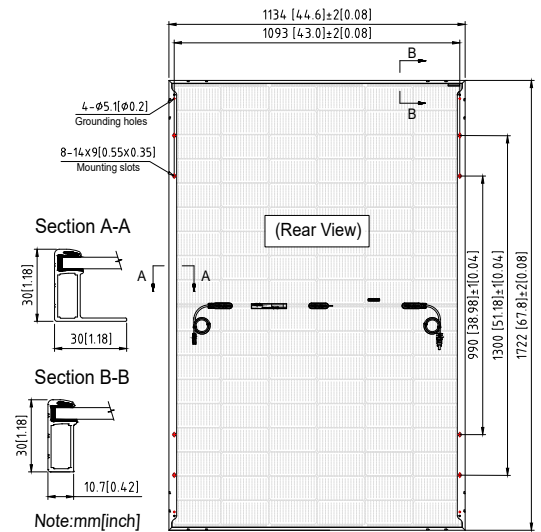
*** WEEE only for EU market.

**** Suntech reserves the right to the final.

Ultra V Pro STPXXXS - C54/Nshtb+ 420-440W

Mechanical Characteristics

| | |
|------------------------------|--|
| Solar Cell | N-type Monocrystalline silicon 182 mm |
| No. of Cells | 108 (6 × 18) |
| Dimensions | 1722 × 1134 × 30 mm (67.8 × 44.6 × 1.2 inches) |
| Weight | 21.0 kgs (46.3 lbs.) |
| Front/Back Glass | 1.6+1.6 mm (0.063+ 0.063inches) semi-tempered glass |
| Output Cables | 4.0 mm ² , (-) 350 mm (+) 160 mm in length or customized length |
| Junction Box | IP68 rated (3 bypass diodes) |
| Operating Module Temperature | -40 °C to +85 °C |
| Maximum System Voltage | 1500 V DC (IEC) |
| Connectors | MC4-EVO2 |
| Maximum Series Fuse Rating | 25 A |
| Power Tolerance | 0/+5 W |
| Refer. Bifaciality Factor | (80 ± 5)% |
| Frame | Anodized aluminum alloy frame |
| Packing Configuration | 36 Pieces per pallet 936 Pieces per container /40'HC 1755×1120×1255 798kg |



Electrical Characteristics

| Module Type | STP440S-C54/Nshtb+ | | STP435S-C54/Nshtb+ | | STP430S-C54/Nshtb+ | | STP425S-C54/Nshtb+ | | STP420S-C54/Nshtb+ | |
|-----------------------------------|--------------------|-------|--------------------|-------|--------------------|-------|--------------------|-------|--------------------|-------|
| | STC | NMOT | STC | NMOT | STC | NMOT | STC | NMOT | STC | NMOT |
| Maximum Power (Pmax/W) | 440 | 336.4 | 435 | 332.5 | 430 | 328.7 | 425 | 325.0 | 420 | 321.1 |
| Optimum Operating Voltage (Vmp/V) | 32.69 | 30.5 | 32.51 | 30.3 | 32.33 | 30.2 | 32.15 | 30.0 | 31.96 | 29.9 |
| Optimum Operating Current (Imp/A) | 13.46 | 11.03 | 13.38 | 10.96 | 13.30 | 10.89 | 13.22 | 10.82 | 13.14 | 10.75 |
| Open Circuit Voltage (Voc/V) | 38.98 | 37.0 | 38.85 | 36.9 | 38.72 | 36.8 | 38.59 | 36.6 | 38.46 | 36.5 |
| Short Circuit Current (Isc/A) | 14.41 | 11.62 | 14.33 | 11.55 | 14.25 | 11.49 | 14.17 | 11.42 | 14.09 | 11.36 |
| Module Efficiency (%) | 22.5 | | 22.3 | | 22.0 | | 21.8 | | 21.5 | |

STC: Irradiance 1000 W/m², module temperature 25 °C, AM=1.5; NMOT: Irradiance 800 W/m², ambient temperature 20 °C, AM=1.5, wind speed 1 m/s; Tolerance of Pmax is within +/- 3%;

Different Rearside Power Gain Reference to 430S Front

| Rearside Power Gain | 5% | 15% | 25% |
|-----------------------------------|-------|-------|-------|
| Maximum Power at STC (Pmax) | 451.5 | 494.5 | 537.5 |
| Optimum Operating Voltage (Vmp/V) | 32.3 | 32.3 | 32.4 |
| Optimum Operating Current (Imp/A) | 13.97 | 15.30 | 16.63 |
| Open Circuit Voltage (Voc/V) | 38.7 | 38.7 | 38.8 |
| Short Circuit Current (Isc/A) | 14.96 | 16.39 | 17.81 |
| Module Efficiency (%) | 23.1 | 25.3 | 27.5 |

Temperature Characteristics

| | |
|---|-----------|
| Nominal Module Operating Temperature (NMOT) | 42 ± 2 °C |
| Temperature Coefficient of Pmax | -0.30%/°C |
| Temperature Coefficient of Voc | -0.25%/°C |
| Temperature Coefficient of Isc | 0.046%/°C |

Information on how to install and operate this product is available in the installation instruction. All values indicated in this data sheet are subject to change without prior announcement. The specifications may vary slightly. All specifications are in accordance with standard EN 50380. Color differences of the modules relative to the figures as well as discolorations of/in the modules which do not impair their proper functioning are possible and do not constitute a deviation from the specification.

Graphs Current-Voltage & Power-Voltage (440S)

